

# NAVIAN


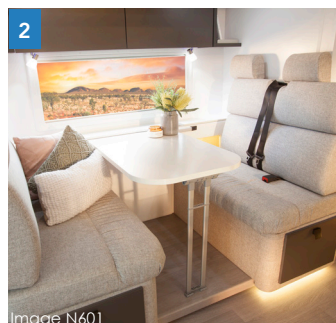


## YOUR PERFECT TRAVELLING PARTNER

The ultimate mid-sized touring RV, the Navian is fully equipped with a vast array of accessories as standard. Both layouts available with Utility Bar depending on chassis choice. N541 can also be optioned with a Garage.

### FEATURES

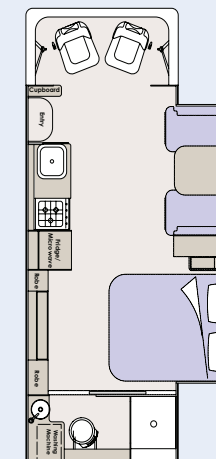
- **Apartment Living-** With slide outs and large floor plans, the Navian has the space you would recognise in a high-end apartment. Fusing livability and beauty, the Navian is sure to appeal to the most discerning traveller.
- **Fully Equipped-** Solar panels, inverter, washing machine, electric awning, queen size bed, large water storage come as standard features.
- **Make it your own-** Choosing your own interior colour combinations; from leather, overhead cabinetry to floor colours; you can make the Navian personalised to your taste.



### KEY INFORMATION

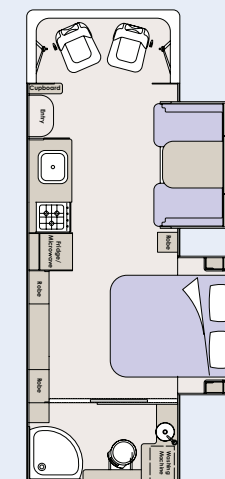
	N541	N601
LENGTH	8.0m	8.6m
WIDTH	2.5m	2.5m
HEIGHT	3.3m	3.3m
SLEEPS	2/4	2/4/6
GVM	4495-7200kg	7000kg
LICENSE	LR	LR
GARAGE	OPTION	N/A
UTILITY BAR	OPTION	OPTION

N541



IVECO DAILY 50C, 70C

N601



IVECO DAILY 70C

1. Signature LED RGB Sunliner exterior light panels will make your Navian stand out in the crowd. 2. Both models have large dinette with storage under seat boxes & seat belts suitable for child restraints. 3. No lack of clothes storage with twin wardrobe & draw combination separated by electric pop up TV. Enjoy the view from your queen bed through the large panoramic windows when your TV is stowed. 4. The clever use of slide outs creates an open floor plan, paired with simply stunning interiors. 5. Sleep well with full QUEEN size bed (both models), teamed with bedside table/s, individual reading lights, USB charging and overhead storage. Get that cross breeze with a window at the bed head.

## HOME SPECIFICATIONS

	N541	N601
<b>CABIN / CHASSIS</b>		
Blockout Window Thermal Blind Set	•	•
Reverse Camera	•	•
Swivel Driver & Passenger Seat	•	•
<b>CLIMATE CONTROL</b>		
Air Conditioner 3400W	•	•
<b>Diesel Heater 2 KVA</b>	•	•
Roof FAN Bathroom Hatch	•	•
Roof FAN Hatch Turbo	•	•
<b>Roof Ranger Mini Skylight</b>	•	•
<b>ELECTRICAL LIGHTING</b>		
Boot Light With Switch	•	•
<b>External RGB Logo Lighting</b>	3	3
LED Strip In Step Well	•	•
Under Awning Strip Light	•	•
<b>ELECTRICAL POWER SYSTEMS</b>		
<b>12V BMS Control System Redarc</b>	•	•
<b>Battery 135 LITHIUM</b>	2	3
Double USB + 12v Socket	•	•
Double USB Small Flush Mount	4	5
External 240 Power Inlet	•	•
External 240 Power Outlet	•	•
<b>Generator 3.6 KVA</b>	-	•
<b>Inverter 2000w Pure Sign Wave</b>	•	•
<b>Solar Panel 170w</b>	2	3
<b>ENTERTAINMENT</b>		
<b>Electric TV Bracket</b>	•	2
Speakers External Pair	•	•
Speakers Internal Pair	•	•
Stereo Fusion MS-RA770	•	•
TV Antenna External	•	•
TV Combo 24' External	•	•
TV Smart 32'	•	•
TV Smart 40'	•	•
<b>EXTERNAL</b>		
<b>Entry Step Electric</b>	•	•
<b>External Table</b>	•	•
Mud Flap Sunliner	2	2
Roof Bars	2	2
<b>EXTERNAL AWNINGS MAIN</b>		
Electric	•	•
<b>HANDLES</b>		
External Entry Illuminated	•	•
Positive Catch Handles	•	•
<b>KITCHEN</b>		
3 Gas Burner + Oven And Grill Combo	•	•
<b>Bench Extension</b>	•	•
Microwave	•	•

	N541	N601
Rangehood	•	•
Sink Insert	•	•
Splashback	•	•
<b>Water Purifier With Separate Tap</b>	•	•
3 Way 175L Fridge	•	•
<b>MATTRESS</b>		
Queen 5' x 6'2" x 6' Rolled	•	•
<b>PLUMBING ITEMS</b>		
Toilet Ceramic	•	•
Vanity Basin Sink Ceramic	•	•
External Mains City Water	•	•
<b>External Shower</b>	•	•
External Water Filler	•	•
Flow Meter For Fresh Water	•	•
Gas Bottles 9kg	2	2
Gas External Bayonet Plate	•	•
Hot Water Service Gas + Electric	•	•
<b>Washing Machine Floor Mount</b>	•	•
Water Pump	•	•
<b>PLUMBING TANKS</b>		
<b>Tank Fresh (Ltr)</b>	200	300
<b>Tank Waste (Ltr)</b>	100	100
<b>SAFETY</b>		
Fire Extinguisher	•	•
Internal Gas Detector Alarm	•	•
Internal Smoke Alarm & CO Detector	•	•
Internal Step Carpet Mat Sunliner	•	•

## CHASSIS SPECIFICATIONS

	IVECO- DAILY 50 C18HA8	IVECO- DAILY 70 C21HA8/P
Engine	3.0 Ltr	3.0 Ltr
Power (hp/kw)	180/132	210/155
Torque (Nm)	430	470
GVM (kg)	4495/5200	7200
Transmission	8 Speed Auto	8 Speed Auto
Driven Wheels	Rear	Rear
Tyre Size	195/75 R16	225/75 R16
Ani-Lock Brakes (ABS)	STD	STD
Traction Control	STD	STD
Stability Control	STD	STD
Warranty Period (Years/Km's)	3 yr/200,000	3 yr/200,000
Wheel Base	4750	5100
ECAS	-	STD
DIFF LOCK	-	-
Suspension Seats	STD	STD



To explore more take a photo of the below QR codes



MORE  
NAVIAN



IMAGES &  
360 TOURS



ABOUT US



DEALERS



IN STOCK



GARAGE

# NAVIAN

YOUR PERFECT TRAVELLING PARTNER

Due to continuous improvements and availabilities, specifications, inclusions & brands are subject to change without notice. All capacities, weights, lengths and measurements are approximates. Images used may not depict the actual model or may contain items that are not standard or available.

This document should be used as a guide only.  
For more detailed information please contact your local dealer.

[www.sunliner.com.au](http://www.sunliner.com.au)

